

Scaled data based on original data using
LM-79-08 Approved Method: Electrical and Photometric Measurements of Solid-
State Lighting Products

Test Report Prepared for
Cooper Lighting Solutions
(formerly Eaton)

Brand: McGRAW-EDISON

Report Number: P595384

Luminaire Tested: **IST-PA1F-740-U-T3**

Issue Date: 3/22/2022

Test Information

Test Method: LM-79-08
Report Number: P595384
TEST IS SCALED FROM IESNA LM-79-08 TEST DATA (G1-2201-510-10)
Test Lab: INNOVATION CENTER
Issue Date: 3/22/2022
Manufacturer: COOPER LIGHTING SOLUTIONS (FORMERLY EATON)
Product Line: McGRAW-EDISON
Catalog Number: IST-PA1F-740-U-T3
Description: IMPACT ELITE LED TRAPEZOID LUMINAIRE
(1) 70 CRI, 4000K, 1200mA LIGHT ENGINE WITH 24 LEDS AND TYPE III OPTICS
Light Source: -
Ballast/Driver: ELECTRONIC DRIVER

Summary

Lumens per Lamp: N/A
Luminaire Lumens: 11133 lumens
Efficiency: N/A
Efficacy: 119.1 lumens/watt
Luminous Opening: Rectangular (W 0.75' x L: 0.5' x H: 0')
IES Classification: Type IV - Medium
BUG Rating: B2 - U0 - G3

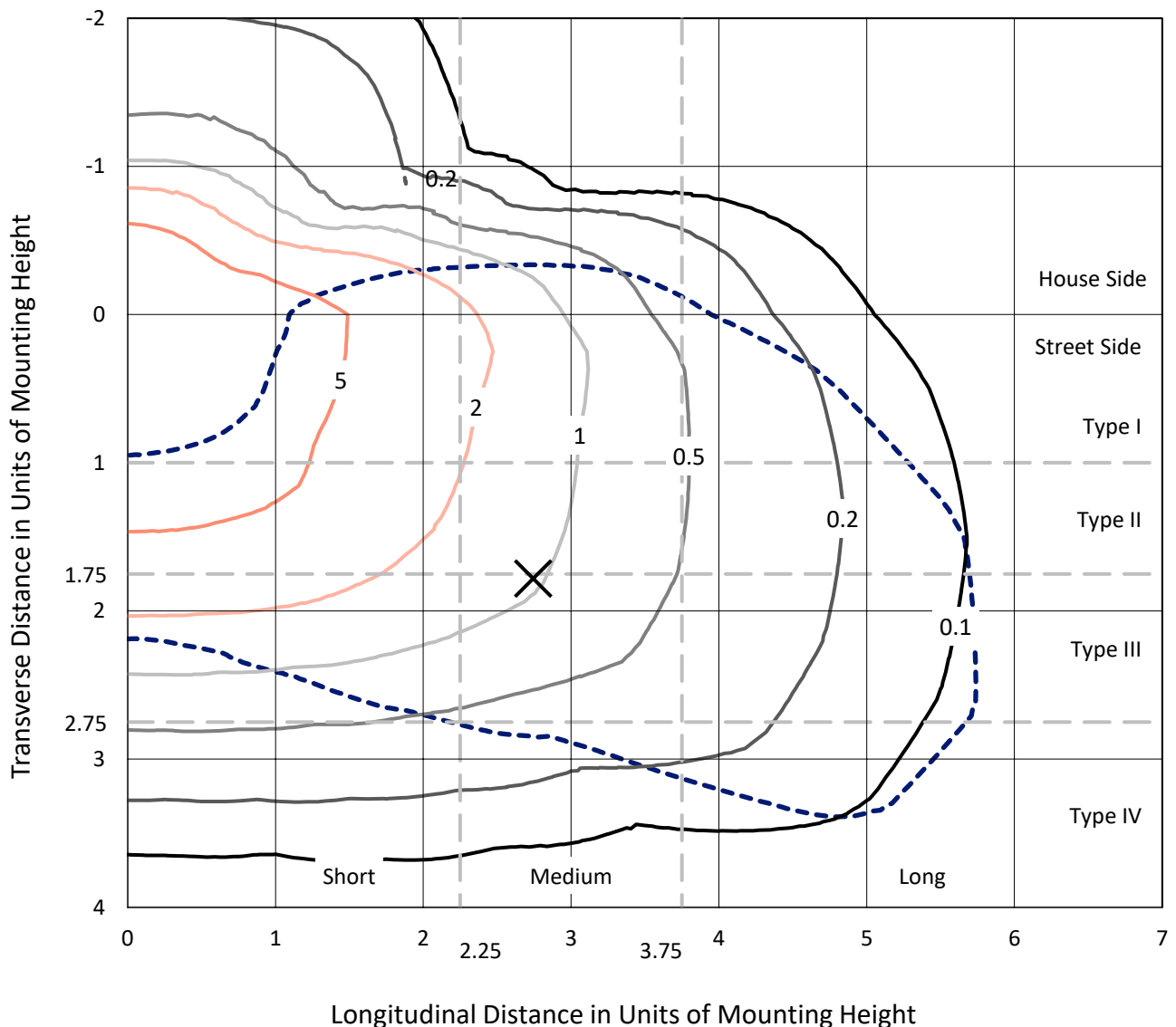
Input Watts (W): 93.5
Input Voltage (V): NR
Input Current (Ain): NR
Voltage Rise (V): NR
Power Factor: NR
Total Harmonic Distortion (THDi): NR
Frequency (hertz): 60
Stabilization Time: NR
Operation Time: NR
Ambient Temperature (°C): NR
Test Distance: 28.75 FT



REPORT NUMBER: P595384
 CATALOG NUMBER: IST-PA1F-740-U-T3

Iso-Footcandle Lines of Horizontal Illumination

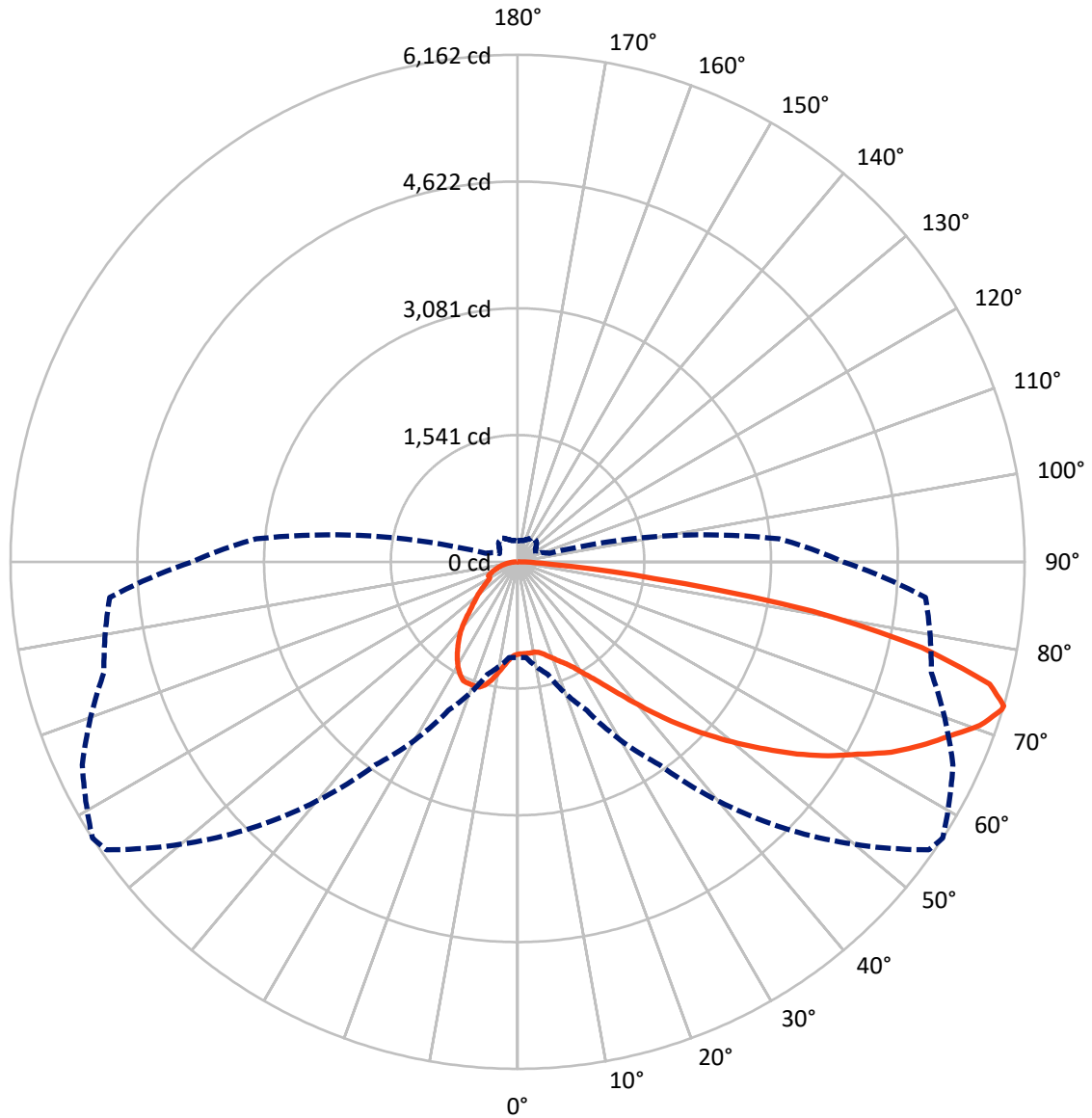
× Max cd
 - - - 1/2 Max cd



Based on 12 foot mounting height. Maximum calculated value = 9.5 fc
 Type IV - Medium - N/A

REPORT NUMBER: P595384
CATALOG NUMBER: IST-PA1F-740-U-T3

Luminous Intensity Polar Plot



— Vertical Plane Through 57-Deg Lateral - - - Horizontal Cone Through 73-Deg Vertical



REPORT NUMBER: P595384
 CATALOG NUMBER: IST-PA1F-740-U-T3

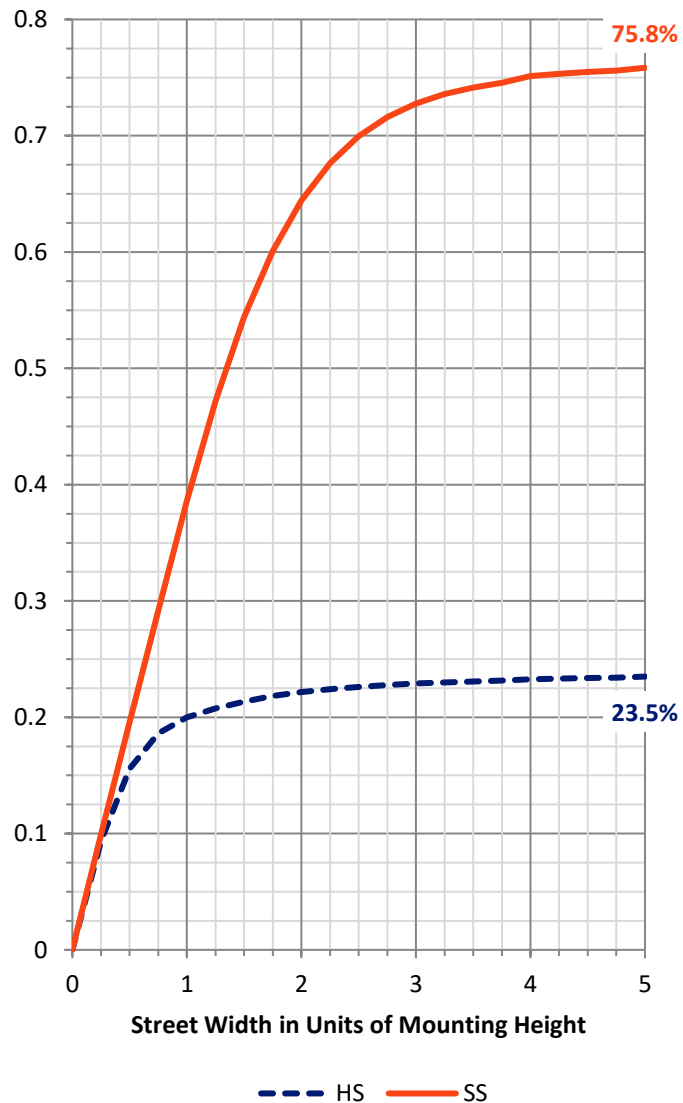
FLUX DISTRIBUTION:

		Downward	Upward	Total
House Side	Lumens	2656.0	0.0	2656.0
	% Fixture	23.9	0.0	23.9
Street Side	Lumens	8477.0	0.0	8477.0
	% Fixture	76.1	0.0	76.1
Total	Lumens	11133.0	0.0	11133.0
	% Fixture	100.0	0.0	100.0

ZONAL LUMENS:

Zone	Lumens	% Fixture
0°-10°	111.9	1.0
10°-20°	368.3	3.3
20°-30°	679.9	6.1
30°-40°	1049.9	9.4
40°-50°	1580.3	14.2
50°-60°	2313.0	20.8
60°-70°	2731.4	24.5
70°-80°	1955.6	17.6
80°-90°	342.7	3.1
90°-100°	0.0	0.0
100°-110°	0.0	0.0
110°-120°	0.0	0.0
120°-130°	0.0	0.0
130°-140°	0.0	0.0
140°-150°	0.0	0.0
150°-160°	0.0	0.0
160°-170°	0.0	0.0
170°-180°	0.0	0.0
0°-90°	11133.0	100.0
0°-180°	11133.0	100.0

Coefficient of Utilization

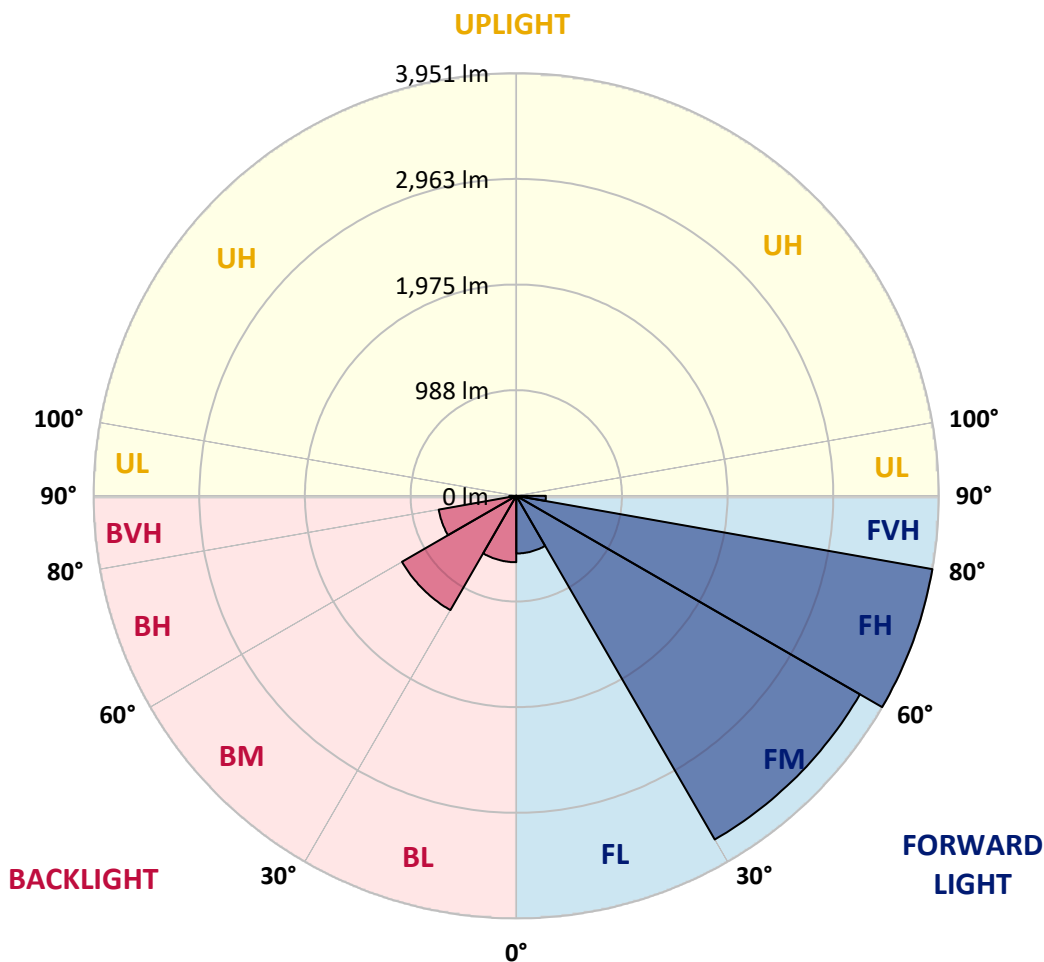


REPORT NUMBER: P595384
 CATALOG NUMBER: IST-PA1F-740-U-T3

LUMINAIRE CLASSIFICATION SYSTEM LUMEN TABLE AND BUG RATING:

Zone	Lumens	% Fixture	Zone Rating/Lumen Limit		
			B	U	G
FL (0°-30°)	539.4	4.8			
FM (30°-60°)	3709.8	33.3			
FH (60°-80°)	3950.6	35.5			G2/5000
FVH (80°-90°)	277.2	2.5			G3/500
BL (0°-30°)	620.7	5.6	B2/1000		
BM (30°-60°)	1233.4	11.1	B2/2500		
BH (60°-80°)	736.4	6.6	B2/1000		G2/1000
BVH (80°-90°)	65.4	0.6			G1/100
UL (90°-100°)	0.0	0.0		U0/0	
UH (100°-180°)	0.0	0.0		U0/0	

BUG Rating: B2-U0-G3
 Type IV Medium





REPORT NUMBER: P595384

CATALOG NUMBER: IST-PA1F-740-U-T3

CANDELA DISTRIBUTION (FULL):

	0°	5°	15°	25°	35°	45°	55°	57°	65°	75°	85°
0°	1121.7	1121.7	1121.7	1121.7	1121.7	1121.7	1121.7	1121.7	1121.7	1121.7	1121.7
2.5°	1108.0	1113.5	1110.7	1113.5	1121.7	1116.2	1116.2	1118.9	1121.7	1118.9	1124.4
5°	1061.6	1064.3	1069.8	1080.7	1099.8	1105.3	1118.9	1118.9	1124.4	1129.8	1138.0
7.5°	985.2	990.7	1001.6	1012.5	1045.2	1078.0	1113.5	1118.9	1138.0	1151.7	1157.1
10°	971.6	977.0	979.7	996.1	1028.9	1061.6	1105.3	1116.2	1151.7	1173.5	1198.1
12.5°	957.9	963.4	971.6	993.4	1034.3	1069.8	1116.2	1127.1	1170.8	1214.4	1244.5
15°	968.8	971.6	979.7	1001.6	1042.5	1091.6	1151.7	1159.9	1209.0	1263.6	1310.0
17.5°	996.1	998.8	996.1	1015.2	1053.4	1110.7	1192.6	1206.3	1266.3	1320.9	1367.3
20°	1058.9	1061.6	1050.7	1050.7	1078.0	1135.3	1236.3	1255.4	1329.1	1389.1	1435.5
22.5°	1195.3	1189.9	1162.6	1127.1	1127.1	1173.5	1285.4	1312.7	1405.5	1454.6	1495.5
25°	1389.1	1389.1	1345.4	1279.9	1236.3	1230.8	1342.7	1372.7	1481.9	1541.9	1566.5
27.5°	1623.8	1626.5	1555.6	1468.2	1383.6	1342.7	1424.6	1454.6	1577.4	1640.2	1648.4
30°	1831.2	1833.9	1763.0	1681.1	1577.4	1487.4	1533.7	1566.5	1708.4	1757.5	1730.2
32.5°	2038.6	2041.4	1992.2	1880.3	1771.2	1659.3	1672.9	1692.0	1836.7	1883.1	1839.4
35°	2218.7	2226.9	2177.8	2093.2	1978.6	1877.6	1853.0	1855.8	1986.8	2016.8	1959.5
37.5°	2401.6	2401.6	2371.6	2292.4	2194.2	2082.3	2049.5	2057.7	2175.1	2205.1	2123.2
40°	2633.6	2644.5	2628.1	2529.9	2418.0	2325.2	2292.4	2303.3	2431.6	2415.2	2327.9
42.5°	2914.7	2939.2	2911.9	2805.5	2685.4	2581.7	2581.7	2581.7	2690.9	2693.6	2562.6
45°	3274.9	3274.9	3247.6	3154.8	2996.5	2892.8	2857.4	2865.5	2961.1	2972.0	2819.1
47.5°	3575.1	3602.4	3572.4	3504.1	3378.6	3280.4	3168.5	3154.8	3234.0	3234.0	3103.0
50°	3818.0	3867.1	3842.6	3872.6	3782.5	3733.4	3504.1	3465.9	3493.2	3520.5	3375.9
52.5°	4019.9	4058.2	4050.0	4137.3	4181.0	4208.3	3845.3	3785.2	3807.1	3804.3	3673.4
55°	4033.6	4047.2	4170.0	4366.5	4538.5	4666.7	4189.1	4123.6	4101.8	4090.9	3989.9
57.5°	3954.4	3962.6	4208.3	4440.2	4814.1	4961.5	4513.9	4448.4	4418.4	4380.2	4339.2
60°	3763.4	3804.3	4126.4	4483.9	4977.9	5190.7	4816.8	4748.6	4726.8	4644.9	4737.7
62.5°	3520.5	3539.6	3861.7	4393.8	4999.7	5289.0	5136.1	5095.2	5027.0	4909.6	5092.5
65°	3176.7	3173.9	3457.8	4129.1	4887.8	5338.1	5406.3	5384.5	5299.9	5097.9	5409.0
67.5°	2609.0	2671.8	2950.1	3659.7	4617.6	5387.2	5682.0	5654.7	5520.9	5267.1	5559.1
70°	1989.5	2027.7	2344.3	2955.6	4080.0	5253.5	5952.1	5960.3	5717.4	5302.6	5493.7
72.5°	1269.0	1334.5	1585.6	2153.2	3266.7	4756.8	6113.2	6151.4	5826.6	5253.5	5087.0
73°	1162.6	1168.0	1413.7	1992.2	3012.9	4579.4	6102.2	6162.3	5837.5	5204.4	4975.1
75°	693.2	723.2	870.6	1323.6	2150.5	3678.8	5807.5	5927.6	5780.2	4986.0	4361.1
77.5°	324.8	346.6	428.5	698.6	1170.8	2213.3	4882.3	5024.2	5122.5	4363.8	3324.0
80°	171.9	174.7	210.1	352.1	627.7	911.5	3403.2	3637.9	3777.1	3285.8	2235.1
82.5°	144.6	144.6	163.7	226.5	401.2	354.8	1402.8	1670.2	2046.8	1618.3	878.8
85°	117.4	120.1	163.7	169.2	286.6	182.8	335.7	420.3	794.2	715.0	98.2
87.5°	38.2	43.7	92.8	120.1	152.8	71.0	84.6	92.8	92.8	136.5	32.7
90°	0.0	0.0	0.0	0.0	0.0	0.0	0.0	0.0	0.0	0.0	0.0



REPORT NUMBER: P595384
 CATALOG NUMBER: IST-PA1F-740-U-T3

CANDELA DISTRIBUTION (continued):

	90°	95°	105°	115°	125°	135°	145°	155°	165°	175°	180°
0°	1121.7	1121.7	1121.7	1121.7	1121.7	1121.7	1121.7	1121.7	1121.7	1121.7	1121.7
2.5°	1127.1	1127.1	1129.8	1132.6	1138.0	1138.0	1143.5	1146.2	1151.7	1154.4	1146.2
5°	1138.0	1143.5	1148.9	1165.3	1184.4	1200.8	1217.2	1230.8	1244.5	1252.7	1249.9
7.5°	1168.0	1176.2	1198.1	1228.1	1266.3	1290.9	1315.4	1340.0	1350.9	1356.4	1356.4
10°	1209.0	1225.4	1266.3	1315.4	1359.1	1397.3	1416.4	1432.8	1438.2	1443.7	1438.2
12.5°	1266.3	1288.1	1350.9	1413.7	1462.8	1481.9	1479.2	1457.3	1427.3	1421.9	1416.4
15°	1340.0	1367.3	1438.2	1511.9	1550.1	1525.6	1462.8	1441.0	1435.5	1451.9	1446.4
17.5°	1402.8	1435.5	1522.8	1599.2	1591.1	1506.5	1487.4	1498.3	1492.8	1495.5	1495.5
20°	1462.8	1509.2	1602.0	1653.8	1582.9	1528.3	1511.9	1498.3	1481.9	1487.4	1481.9
22.5°	1539.2	1572.0	1678.4	1681.1	1572.0	1528.3	1492.8	1465.5	1460.1	1462.8	1465.5
25°	1599.2	1651.1	1743.9	1662.0	1572.0	1484.6	1435.5	1430.0	1432.8	1449.1	1443.7
27.5°	1681.1	1733.0	1795.7	1651.1	1506.5	1413.7	1394.6	1391.8	1372.7	1378.2	1378.2
30°	1757.5	1820.3	1823.0	1651.1	1424.6	1353.6	1326.3	1277.2	1236.3	1244.5	1241.7
32.5°	1861.2	1915.8	1828.5	1585.6	1331.8	1274.5	1200.8	1124.4	1105.3	1116.2	1118.9
35°	1981.3	2025.0	1833.9	1476.4	1239.0	1162.6	1028.9	985.2	982.5	990.7	998.8
37.5°	2139.6	2164.2	1874.9	1350.9	1148.9	987.9	884.2	873.3	848.7	832.4	835.1
40°	2333.4	2303.3	1954.0	1239.0	1042.5	829.6	786.0	756.0	709.6	663.2	671.4
42.5°	2549.0	2464.4	1978.6	1148.9	897.9	731.4	690.5	644.1	586.8	537.6	534.9
45°	2780.9	2644.5	1956.8	1078.0	753.2	657.7	614.0	559.5	491.2	450.3	450.3
47.5°	3056.6	2816.4	1888.5	1020.7	652.3	592.2	537.6	483.0	436.7	398.4	398.4
50°	3359.5	3015.6	1839.4	919.7	581.3	529.4	474.9	431.2	395.7	365.7	365.7
52.5°	3678.8	3203.9	1798.5	772.3	518.5	472.1	433.9	398.4	368.4	330.2	324.8
55°	4003.6	3384.1	1817.6	630.4	461.2	431.2	406.6	371.2	360.2	352.1	346.6
57.5°	4342.0	3580.6	1864.0	515.8	412.1	409.4	398.4	423.0	447.6	431.2	423.0
60°	4606.7	3733.4	1869.4	433.9	382.1	431.2	485.8	494.0	428.5	390.3	387.5
62.5°	4816.8	3878.0	1741.2	376.6	390.3	507.6	518.5	436.7	371.2	354.8	354.8
65°	4926.0	3929.9	1400.0	343.9	406.6	485.8	469.4	393.0	346.6	343.9	343.9
67.5°	4871.4	3888.9	979.7	308.4	360.2	420.3	420.3	360.2	319.3	332.9	327.5
70°	4609.4	3687.0	646.8	278.4	316.6	379.3	390.3	335.7	297.5	305.7	297.5
72.5°	4063.6	3326.8	425.7	245.6	272.9	335.7	363.0	308.4	272.9	270.2	262.0
73°	3957.2	3190.3	401.2	240.2	264.7	324.8	354.8	302.9	267.5	259.3	253.8
75°	3356.8	2660.9	302.9	215.6	234.7	292.0	330.2	283.8	245.6	234.7	229.2
77.5°	2445.3	1844.9	226.5	182.8	196.5	253.8	292.0	259.3	218.3	204.7	202.0
80°	1525.6	1004.3	169.2	147.4	155.6	212.9	256.5	232.0	188.3	171.9	169.2
82.5°	597.7	327.5	117.4	109.2	114.6	161.0	215.6	202.0	158.3	144.6	136.5
85°	98.2	111.9	76.4	73.7	73.7	114.6	163.7	155.6	106.4	92.8	81.9
87.5°	27.3	51.9	30.0	27.3	27.3	49.1	90.1	71.0	43.7	35.5	32.7
90°	0.0	0.0	0.0	0.0	0.0	0.0	0.0	0.0	0.0	0.0	0.0

(END OF REPORT)